

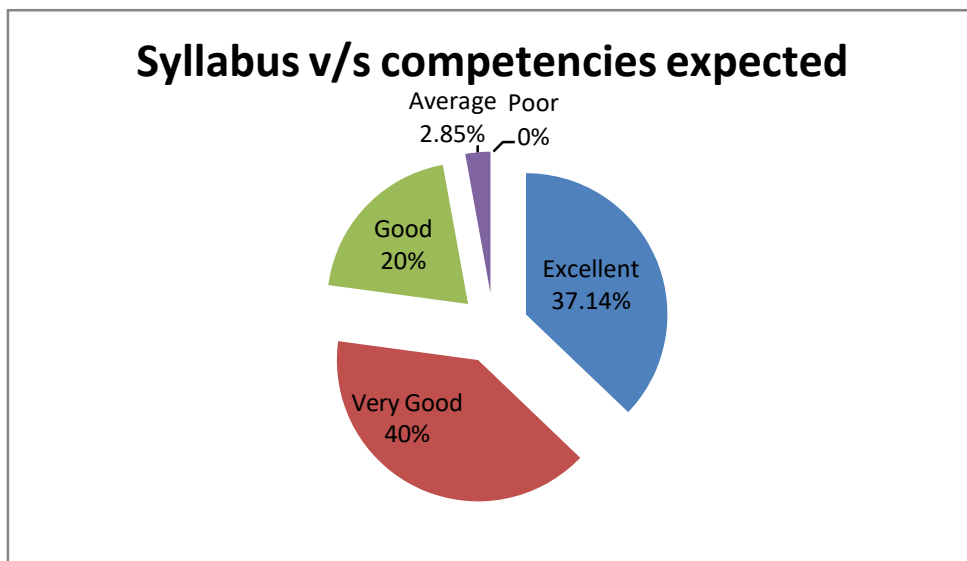
Department of Social Work
University of Kashmir
REPORT of STUDENTS FEEDBACK ON CURRICULUM

Feedback Date May 2021

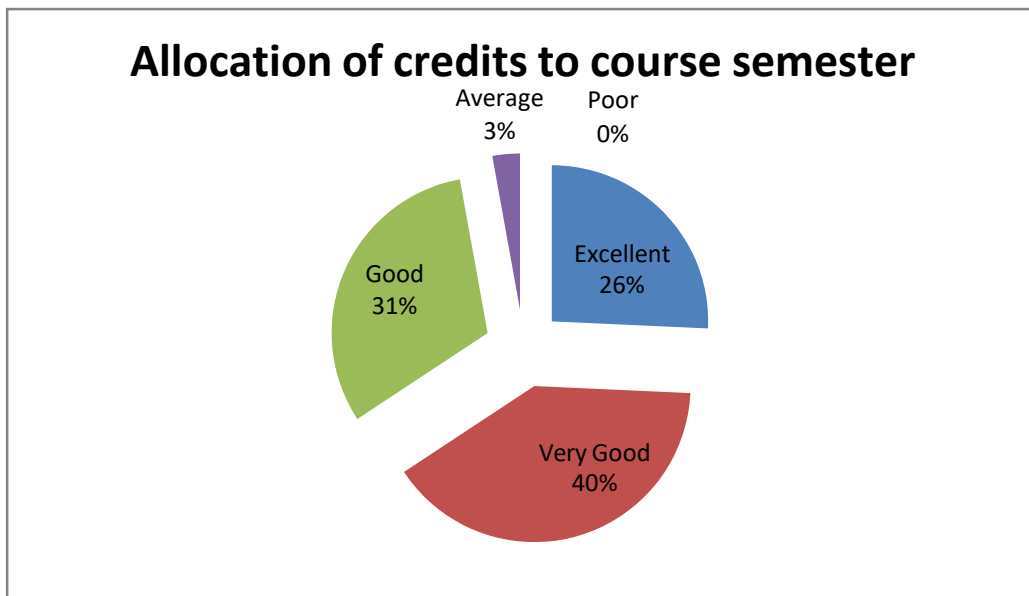
Batch 2020

A concerted attempt was made to obtain feedback from students. A Questionnaire was prepared for this purpose and distributed among the students to collect information regarding their satisfaction towards the curriculum, learning and evaluation. The information was collected to improve the quality of the program and studies. In order to arrive to comprehensive results, useful statistical tools like percentage have been used. Graphs have been used for effective presentation of data.

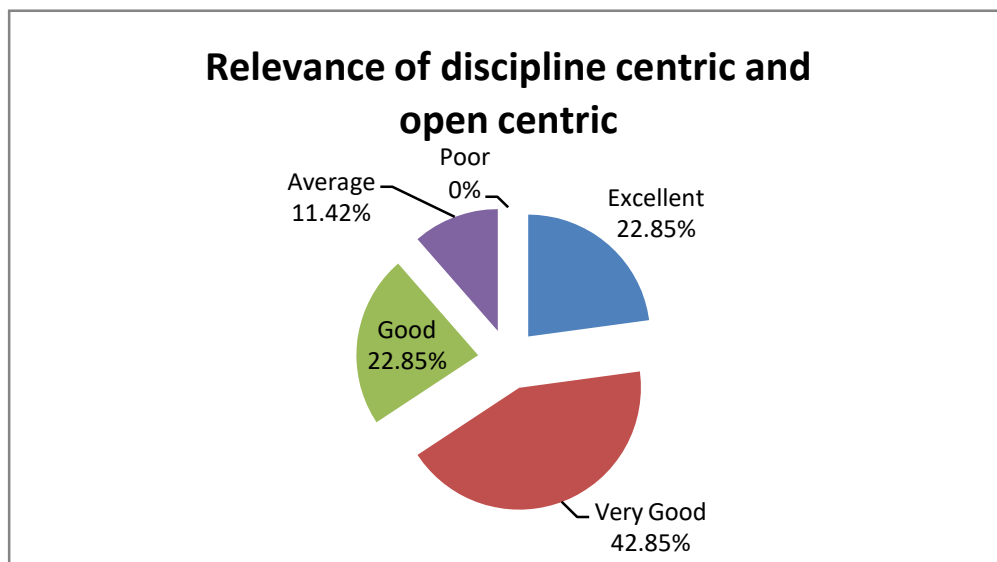
- 1. Feedback related to syllabus:** In the first question, students were asked to grade the course syllabus in respect to competencies expected at end of the course. The responses are given below:



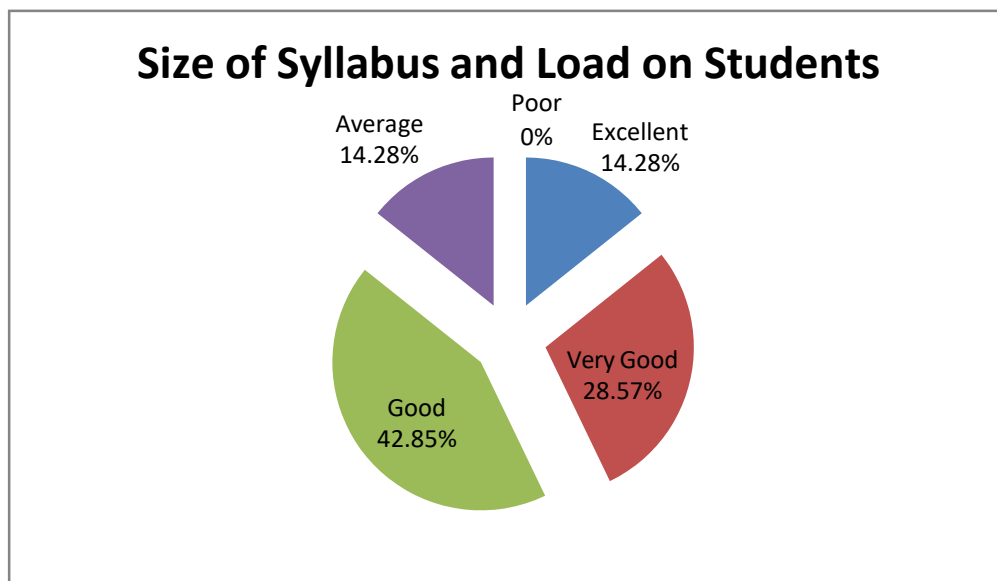
- 2. Allocation of credits to course semester.** The students were asked to give their opinion on the credit system that was assigned to each course and semester. It has been noticed that the students were mostly satisfied with this. The responses are given in table below:



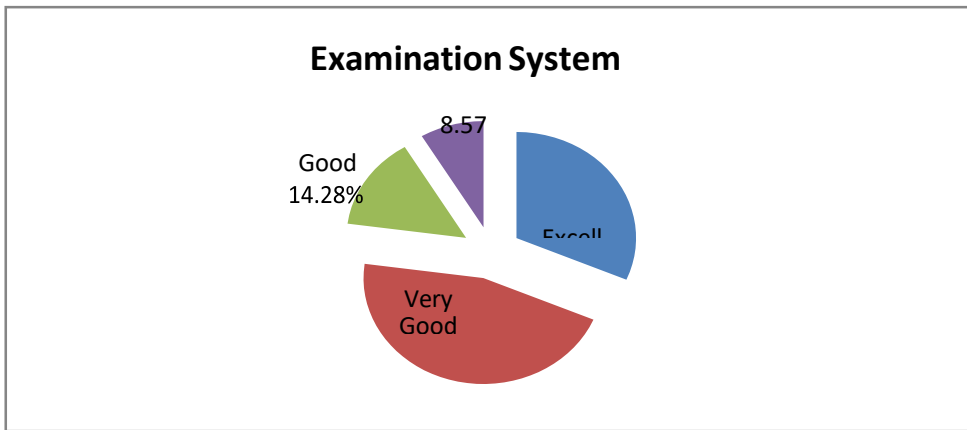
3. Relevance of discipline centric and open centric: When asked how important discipline-centric and open electives are, the responses were recorded as;



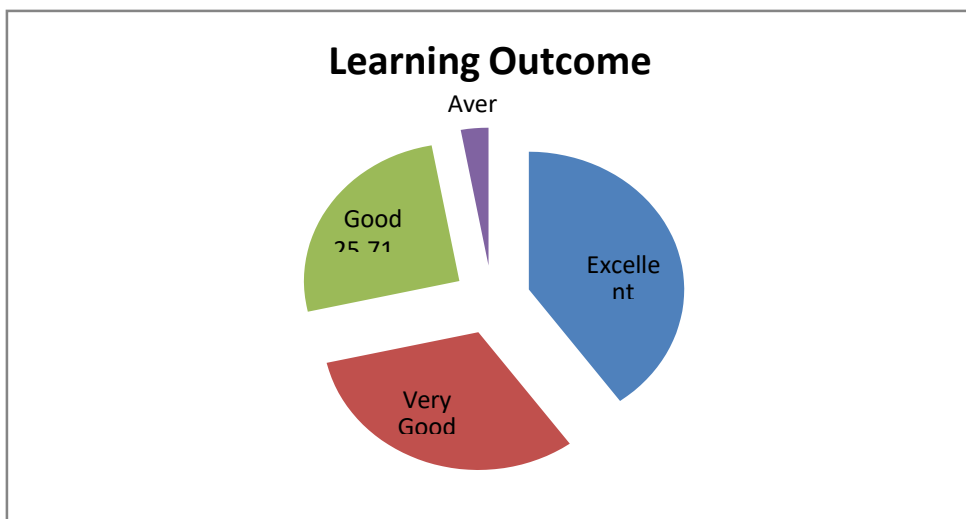
4. Feedback on Syllabus: Another question concerned grading the course in terms of student's workload was responded as;



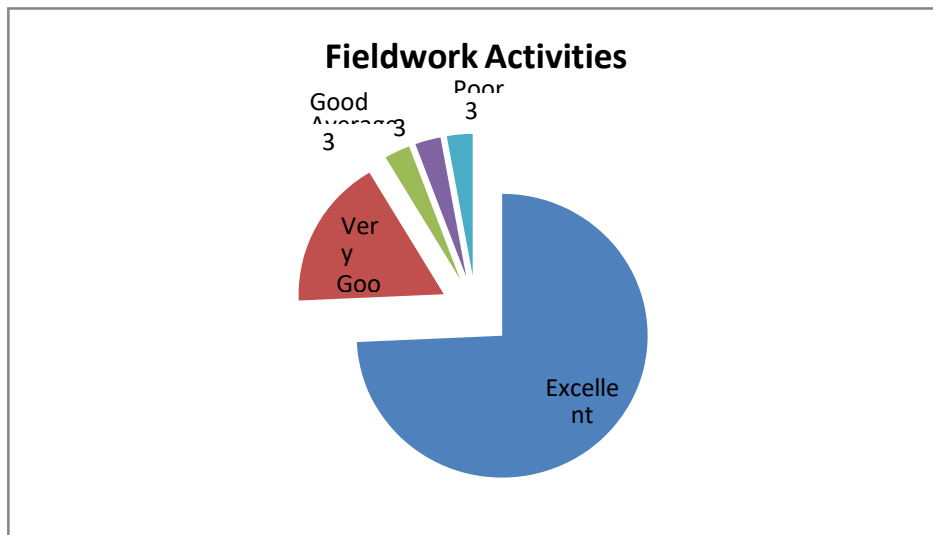
5. Feedback on examination system: When students were asked to rank each course and semester's examination procedure, it was noticed that higher number of students i.e. almost 46 responded very good, almost 32 marked as excellent. It shows that students were mostly satisfied with this. The percentage of responses is given in table below;



6. Feedback on learning outcome: When students were asked to rate the significance of a learning outcome, 40 of respondents marked excellent. The percentage of responses is given below in detail;



7. Feedback on fieldwork activities: To evaluate fieldwork activities, in terms of organization, orientation, presentation and logistics the students responded as;



S. No	Parameters of feedback	Excellent	Very Good	Good	Average	Poor
1.	Feedback related to syllabus	37.14%	40%	20%	2.86%	0
2.	Allocation of credits to course semester	25.71%	40%	31.42%	2.86%	0
3.	Relevance of discipline centric and open centric	22.85%	42.85%	22.85%	11.42%	0
4.	Feedback on Syllabus	14.28%	28.57%	42.85%	14.28%	0
5.	Feedback on examination system	31.42%	45.71%	14.28%	8.57%	0
6.	Feedback on learning outcome	40%	31.42%	25.71%	2.86%	0
7.	Feedback on fieldwork activities	74.28%	17.14%	2.86%	2.86%	

- 1. Feedback related to syllabus:** In the first question, students were asked to grade the course syllabus in respect to competencies expected at end of the course. The responses are given below: 37.14% of students marked excellent, 40% marked very good, 20% good, 2.86% average respectively. The overall result shows that majority of students were satisfy with this parameter.
- 2. Allocation of credits to course semester:** The students were asked to give their opinion on the credit system that was assigned to each course and semester. It has been noticed that the students were mostly satisfied withthis. The responses were 25.71% excellent,40% very good, 31.42% good and 2.86% average respectively.
- 3. Relevance of discipline centric and open centric:** When asked how important discipline-centric and open electives are, the responses were recorded as; 22.85% excellent, 42.85% very good, 22.85% good and 11.42%average respectively.
- 4. Feedback on Syllabus:** Another question concerned grading the course in terms of student's workload was responded as; 14.28% excellent, 28.57% very good, 42.85% good and 14.28% average.
- 5. Feedback on examination system:** When students were asked to rank each course and semester's examination procedure, it was noticed that higher number of students i.e. almost 46 responded very good, almost 32 marked as excellent. It shows that students were mostly satisfied with this.

- 6. Feedback on learning outcome:** When students were asked to rate the significance of a learning outcome, 40 of respondents marked excellent, approx. 31% responded very good, about 26 % marked good and 2.86% average.
- 7. Feedback on fieldwork activities:** To evaluate fieldwork activities, in terms of organization, orientation, presentation and logistics; most of the students approximately 74% responded as excellent. this shows the most of the students were happy with the fieldwork related activities.